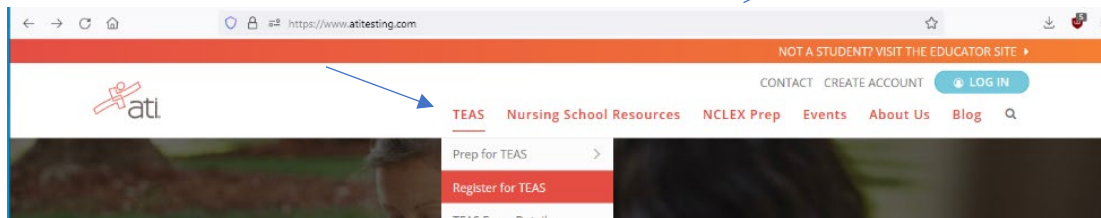
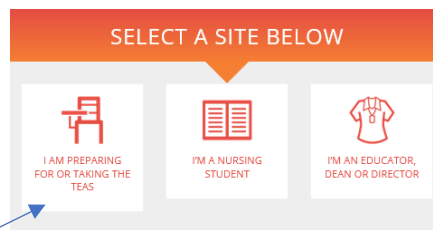


# ATI – TEAS Test Sign-Up


Go to [www.atitesting.com](http://www.atitesting.com)

You can sign-in to your ATI account, or you will be asked to set up an account before you check out.

Depending on where you start on the website, click on “I am preparing for or taking the TEAS” or from the menu, Click on TEAS / Register for TEAS.

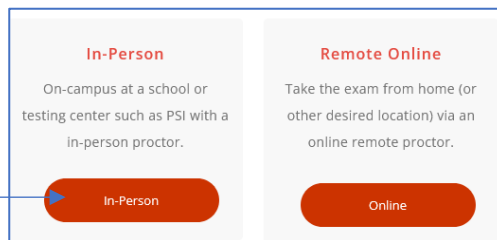


Review the information regarding the TEAS test posted on the ATI website. When ready, click on “Register Now”. Your screen may look different – there are several registration buttons!



Your options for testing are In-Person and Online.

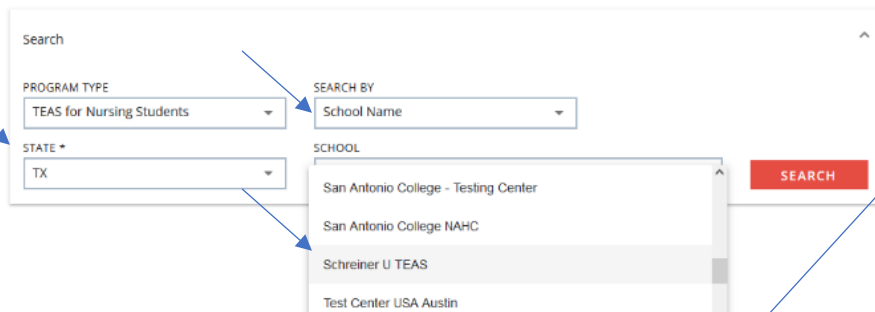
Read through the information if you want to take the TEAS test online with an ATI proctor. A few notes about that: it costs a little more (\$115), you need to have a space where you won't be disturbed and a camera that is always on.



To take the TEAS test at Schreiner in the computer lab in Moody, Click In-Person (\$105).

Search by “School Name” in the state of “TX”. Scroll to and click on “Schreiner U TEAS”. Click on Search.

## TEAS at your Institution or at a PSI Testing Center



The available dates and times will be visible. They are Jan 11, Jan 18, Feb 2, and March 1.

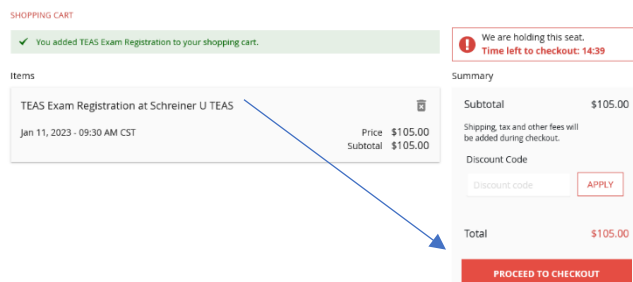
“Select” your desired Date and Time. Read through the instructions on the next page and click on:



TEAS at a Institution showing 4 / 4 locations Don't see a location that works for you? [Check out Remote Options](#)

Location	Date	Time	Price	Spots Available	Access	Action
Schreiner U TEAS 2100 Memorial Blvd	Wednesday, Jan 11, 2023	9:30 AM (CST)	\$105.00	Spots Available	Restricted Access. School applicants only.	SELECT
Schreiner U TEAS 2100 Memorial Blvd	Wednesday, Jan 18, 2023	9:30 AM (CST)	\$105.00	Spots Available	Restricted Access. School applicants only.	SELECT

Verify that you have the right date and time, then “Proceed to Checkout”.



If you have not yet created an ATI Account, you will be prompted to do so before you can check out. Provide evidence of payment to the exam site – screen shot or print out of receipt.

On exam day you will need to log into your ATI account (know your username and password).

When the proctor is ready, you will be able to access the TEAS test under My ATI / Test. The proctor will provide you the access code.